

# TOKYO AIRPORT TERMINAL NO. 2


Stud Type JTK-2



# COMMERCIAL BUILDING (TOKYO)



Stud Type JTK-2 & JHKC-1





# UNDERGROUND PARKING

Stud Type JTK-2 & JHKB-1




# RACECOURSE (TOKYO)

Stud Type JTK-2



# SUBWAY STATION (TOKYO)

Stud Type JTK-2 & JHKC-1



# WATER SUPPLY TANK

Stud Type JTK-2, JHKC-1 & JHKB-1

